

# KAISHAN GROUP

低碳

Low Carbon

节能

Energy Saving

环保

Environment Friendly

价值

Competitive Price



**KAITEC** High-end Performance Series  
Rotary Screw Air Compressor ( 18kW – 400kW )

# KHE18 to KHE355 Series 5 Star Rotary Screw Air Compressors

## 1 Direct drive , no gearbox.

Energy saving 1:1 drive ratio

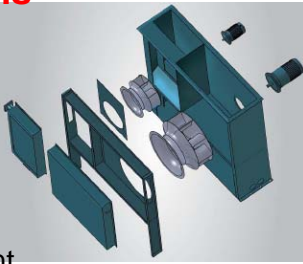
- Drive belts steal approx 5% of your power. Direct drive saves you this power.
- Drive belts and pulleys are high wearing components in any screw compressor. These are totally eliminated in ours , saving you money.



## 5 Centrifugal high pressure cooling fans

with variable speed fan motors on the oil coolers\*


- This type of fan offers enormous advantages to the user . They are QUIET , they build more pressure thus are less affected by ducting , they pressurize the cooler cowls enabling better and full flow over the entire coolers surface area. The VSD drives give the advantage of great cooling when at 100% load but also offer significant power savings when lightly loaded or on cooler days. We believe this feature is unique to our compressors.



## 2 Triple discharge bearings.

Guarantees longer airend life

- The "SKY" design has 3 discharge bearings on each rotor delivering longer bearing life as the heavy loads are shared between 6 'men' , instead of just 4 "men". Clearly , the shared bearing load has to give a longer life to our compressors.



## 6 Highest efficiency electric motors

IP 55 TEFC with F class insulation


- The higher the efficiency of a drive motor, the less electricity you need to input to gets it rated work out. We use as standard the highest efficiency motors on all our screw compressor models and complies with EFF1 standards. Robustness, protection against atmospheric pollution and efficient cooling are the main features that give the motor high efficiency and extended life expectancy.



## 3 Kerry Oil Separator Element

Greater efficiency , Lower maintenance costs

- Single separator element , reduce oil carry-over to less than 1 ppm.
- Reduced oil carry-over lowers make-up fluid costs.
- Pleated elements lower initial pressure drop for greater efficiency and extend life of the element up to 8000 hour.



## 7 Single pass coolers

Not the cheaper two pass coolers

- It is common practice in the industry now to use two passes in the aluminium oil coolers. This allows a smaller (and therefore cheaper) cooler to be used, but it also creates huge thermal stresses in the cooler because the hottest oil is directed to the coldest part of the cooler. The huge difference in temperature causes frequent cooler failures, whereas they should last the lifetime of the machine. We ONLY use single pass coolers – bigger but infinitely longer lasting.



## 4 Stainless steel control piping


Not plastic to perish, copper to fatigue or mild steel to rust

- This features shows attention to detail. It costs more to build the compressor , however , the benefit far outweighs the cost especially when the machine gets older. Most older compressor breakdowns are caused in the control system due to failing control lines. Our 316 SS lines not only look great forever , but they will never cause a machine failure . One is the greatest sources of longer term unreliability has been cured !!!



## 8 Patented, full flow, low restriction air filters

- This design is so clever it has been patented worldwide. The advantage to you is another couple of percent of free air delivered , allowed by a large reduction in inlet flow resistance . Another unique feature is that the inlet to the air filter has been plumbed to the cold air intake of the compressor to allow the airend to ingest the coldest possible air. For every 3 deg C we can get the inlet air temperature down , you will use 1% less power which in variably saves you in power costs.



**SKY Air-End**

\* on all model above 110kW

# TECHNICAL SPECIFICATIONS

Model	Max Press Mpa Bar	Free Air Delivery (1) cfm (m <sup>3</sup> /min)	Motor Power Hp / kW	Sound Level (2) dB(A)	Outlet Connection	Weight kg	Dimension mm
<b>KHE 18 - 8</b>	0.8 8	109 (3.1)	25/18.5	67	Rp1	700	1525x930x1143
<b>10</b>	1.0 10	98 (2.8)					
<b>13</b>	1.3 13	84 (2.4)					
<b>KHE 22 - 8</b>	0.8 8	127 (3.6)	30/22	67	Rp1	800	1525x930x1143
<b>10</b>	1.0 10	112 (3.2)					
<b>13</b>	1.3 13	98 (2.8)					
<b>KHE 30 - 8</b>	0.8 8	177 (5.0)	40/30	68	Rp1 1/4	1150	1725x1010x1288
<b>10</b>	1.0 10	161 (4.6)					
<b>13</b>	1.3 13	133 (3.8)					
<b>KHE 37 - 8</b>	0.8 8	230 (6.5)	50/37	69	Rp1 1/4	1300	1725x1010x1288
<b>10</b>	1.0 10	208 (5.9)					
<b>13</b>	1.3 13	177 (4.9)					
<b>KHE 45 - 8</b>	0.8 8	275 (7.8)	60/45	70	Rp1 1/2	1600	2220x1410x1720
<b>10</b>	1.0 10	254 (7.2)					
<b>13</b>	1.3 13	214 (6.1)					
<b>KHE 55 - 8</b>	0.8 8	346 (9.8)	75/55	70	Rp1 1/2	1800	2220x1410x1720
<b>10</b>	1.0 10	308 (8.8)					
<b>13</b>	1.3 13	266 (7.6)					
<b>KHE 75 - 8</b>	0.8 8	470 (13.3)	100/75	72	Rp2	2400	2560x1490x1820
<b>10</b>	1.0 10	420 (12.0)					
<b>13</b>	1.3 13	386 (11.0)					
<b>KHE 90 - 8</b>	0.8 8	565 (16.0)	125/90	72	Rp2	2600	2560x1490x1820
<b>10</b>	1.0 10	526 (15.0)					
<b>13</b>	1.3 13	456 (13.0)					
<b>KHE 110 - 8</b>	0.8 8	769 (21.8)	150/110	73	DN65	3600	3110x1690x2070
<b>10</b>	1.0 10	596 (17.0)					
<b>13</b>	1.3 13	491 (14.0)					
<b>KHE 132 - 8</b>	0.8 8	847 (24.0)	180/132	73	DN65	3800	3110x1690x2070
<b>10</b>	1.0 10	770 (22.0)					
<b>13</b>	1.3 13	595 (17.0)					
<b>KHE 160 - 8</b>	0.8 8	981 (27.8)	220/160	75	DN80	4100	3410x1760x2140
<b>10</b>	1.0 10	854 (24.2)					
<b>13</b>	1.3 13	724 (20.5)					
<b>KHE 200 - 8</b>	0.8 8	1292 (36.6)	270/200	76	DN80	4350	3410x1760x2140
<b>10</b>	1.0 10	1085 (31.0)					
<b>13</b>	1.3 13	980 (28.0)					
<b>KHE 250 - 8</b>	0.8 8	1570 (44.5)	340/250	78	DN100	6450	3800x2200x2240
<b>10</b>	1.0 10	1419 (40.2)					
<b>13</b>	1.3 13	1278 (36.2)					
<b>KHE 315 - 8</b>	0.8 8	1941 (55.0)	425/315	82	DN125	7600	4200x2200x2240
<b>10</b>	1.0 10	1750 (49.6)					
<b>13</b>	1.3 13	1546 (44.1)					
<b>KHE 355 - 8</b>	0.8 8	2188 (62.0)	475/355	83	DN125	8200	4200x2200x2240
<b>10</b>	1.0 10	1913 (54.2)					
<b>13</b>	1.3 13	1722 (48.8)					
<b>KHE 400 - 8</b>	0.8 8	2624 (75.1)	540/400	83	DN125	7600	4200x2200x2240
<b>10</b>	1.0 10	2276 (64.5)					
<b>13</b>	1.3 13	2051 (58.1)					

(1) as per ISO 1217:1996 - (2) as per CAGI PNEUROP PN8NTC2

KHE2010RO Specifications subject to change without notice. © Copyright 2010 Kaishan Group. All right reserved.

## KAISHAN COMPRESSOR CO., LTD

Room 2103, Jing'an China Tower, No.1701, Beijing Road (west),  
Shanghai 200040, P.R.China.

Phone : +86-21-6288 4522 / 2176 Fax : +86-21-6288 4533

www.kaishangroup.com www.kaishancomp.com

Email : lee.joseph@kaishangroup.com

## YOUR DISTRIBUTOR

